

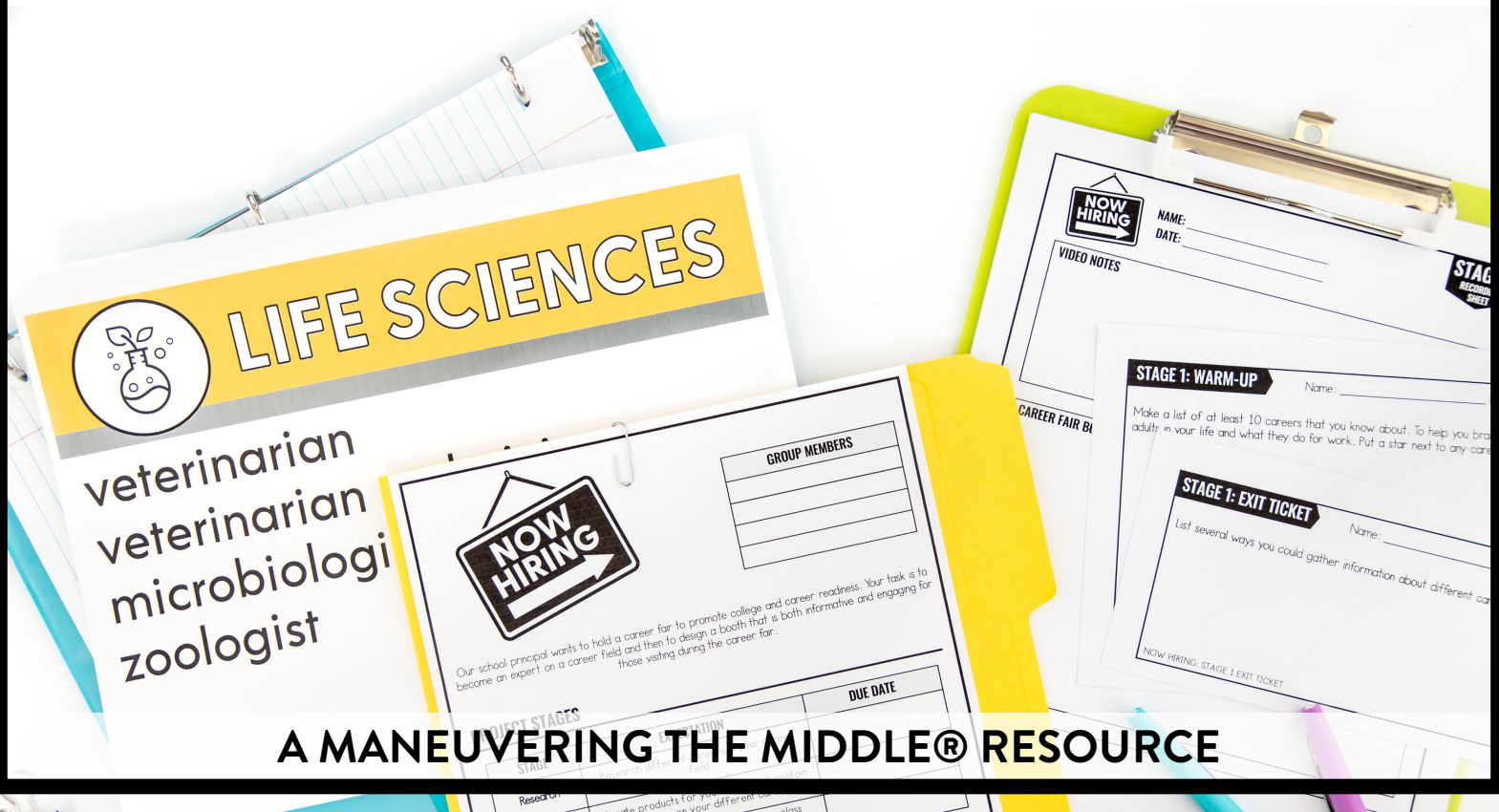
FINANCIAL LITERACY collaborative project



CCSS: MP1, MP2, MP3 | TEKS: 6.14G, 6.14H

The problem: The principal of your school wants to hold a career fair that informs attendees about several careers in a certain career field.

The investigation: Student groups will research and compare the annual salaries of various careers requiring different levels of education and the effect on lifetime income.



A MANEUVERING THE MIDDLE® RESOURCE

FINANCIAL LITERACY collaborative project



TIME FRAME: 4-7 DAYS



how is this
project
organized?

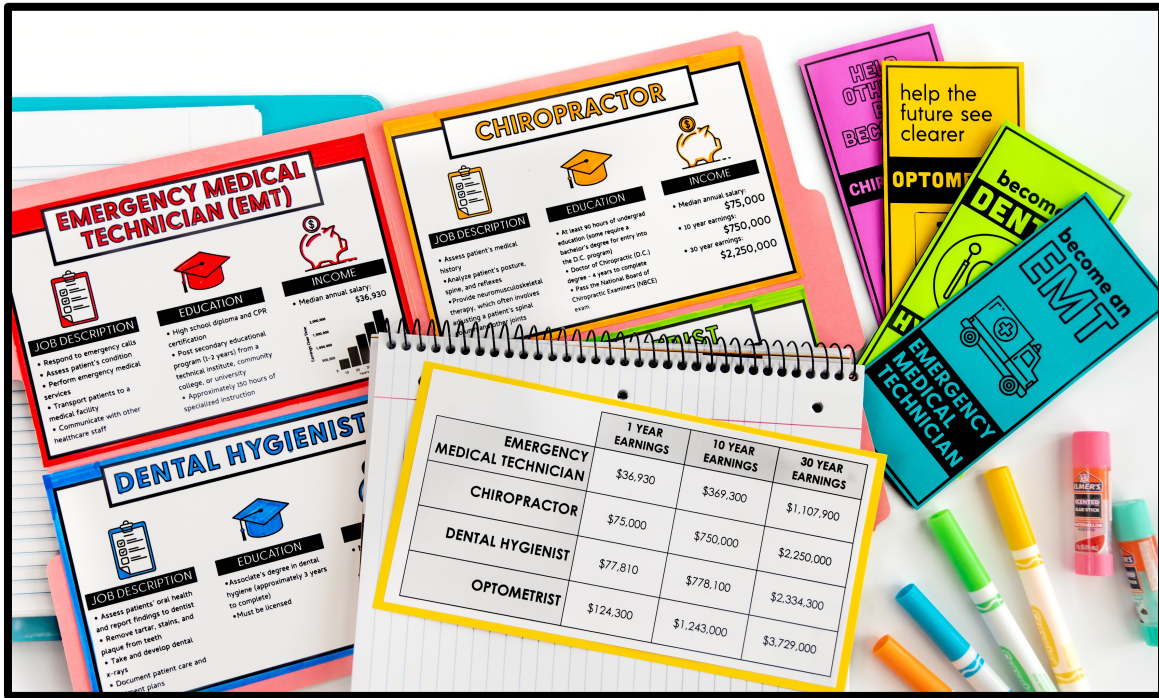
materials needed:
computer
+ internet access


STAGE	DESCRIPTION	TIME FRAME
1: Intro	In this stage, students will be introduced to the project scenario. Students will complete a career survey in order to be grouped by their interests.	½ day – 1 day
2: Research	Students will research different careers in their given career field.	2-3 days
3: Summarize	Students will organize and summarize the information about their careers and create products for their career fair booth.	1-2 days
4: Present	For this final stage, you will transform your classroom into a career fair and allow students to circulate the different booths to learn about a variety of careers.	1 day

FINANCIAL LITERACY collaborative project


6th
GRADE

WHAT IS THE FINISHED PRODUCT?



 **ENGINEERING**

aerospace engineer
geological technician
civil engineer
environmental engineer

 **ARCHITECTURE**

surveyor
architect
drafter
landscape architect

 **MEDIA & COMMUNICATION**

public relations specialist
news reporter
broadcast technician
editor

students can host a
career fair using their
finished projects
and printable signs



FINANCIAL LITERACY collaborative project



PLANNING IS DONE FOR YOU

STAGE 2 – RESEARCH TEACHER INSTRUCTIONS

6th

STAGE OUTLINE

The table below provides a suggested outline for this project stage. The accompanying slide deck follows the outline shown.

STAGE 2 - RESEARCH (Estimated time: 2-3 days)	
WARM-UP	<ol style="list-style-type: none">1. Arrange desks into groups and have the "Career Field Sheets" clearly displayed on each group of desks. Inform students of their group/career field as you greet them at the door.2. Give each student a Stage 2: Warm-Up sheet to answer the following: "Write 2 goals (career, education, and/or personal) you would like to accomplish in the next 10 years. Under each goal, brainstorm what steps may be needed in order to meet that goal."
MINI-LESSON	<ol style="list-style-type: none">3. Provide each student with a Stage 2: Recording Sheet4. Inform students that they will be researching the careers listed on their given Career Field Sheet. One aspect of the research will be learning about the education requirements for the career.5. Use the accompanying slide deck to lead students through a mini-lesson on the levels of education.
STAGE 2: STEPS	<ol style="list-style-type: none">6. Provide each group with a Career Field Sheet and a Recording Sheet. Give students time to research the career in the career field.7. Students should report on the front of the Career Field Sheet:<ul style="list-style-type: none">• Overview of the career• Education requirements• Median annual salary <p>Suggested site for research: https://www.bls.gov/</p> <ol style="list-style-type: none">8. Students will calculate the number of years until they are working 10 years.9. Students will share their findings with group members.10. Groups will brainstorm ways to present their findings.
EXIT TICKET	<ol style="list-style-type: none">11. Give each student an Exit Ticket. "For the careers that you researched, what steps are required for them?"

each of the four
stages includes
teacher
lesson plans



PROJECT STAGES

STAGE 2

STAGE	EXPECTATION	DUE DATE
Research	Research different careers in your career field	
Summarize	Create products for your booth that contain information on your different careers	
Present	Create an engaging booth for our class career fair and educate those visiting the career fair about your career field	



©Maneuvering the Middle LLC, 2022

and a slide deck to
present the material



FINANCIAL LITERACY collaborative project

6th
GRADE

EVERYTHING YOU NEED TO KEEP
STUDENTS ON TRACK

STAGE 2: EXIT TICKET

Name: _____ Date: _____

For the careers that your group researched, does the amount of education required for the career impact the amount of salary earned? Explain.

NOW HIRING: STAGE 2 EXIT TICKET

©Maneuvering the Middle LLC, 2022

✓ student materials

✓ warm-ups

✓ exit tickets

STAGE 2: EXIT TICKET

Name: _____

For the careers that your group researched, does the amount of education required for the career impact the amount of salary earned? Explain.

NOW HIRING: STAGE 2 EXIT TICKET

STAGE 2: WARM-UP

Name: _____ Date: _____

Write 2 goals (career, education, and/or personal) you would like to accomplish in the next 10 years. Under each goal, brainstorm what steps may be needed in order to meet that goal.

GOAL:

NOW HIRING: STAGE 2 WARM-UP

STAGE 2: EXIT TICKET

Name: _____

For the careers that your group researched, does the amount of education required for the career impact the amount of salary earned? Explain.

NOW HIRING: STAGE 2 EXIT TICKET

STAGE 2: WARM-UP

Name: _____

Write 2 goals (career, education, and/or personal) you would like to accomplish in the next 10 years. Under each goal, brainstorm what steps may be needed in order to meet that goal.

GOAL:

NOW HIRING: STAGE 2 WARM-UP



NAME: _____

CAREER FIELD: _____

STAGE 2
RECORDING
SHEET

VOCATIONAL SCHOOL

ASSOCIATE'S DEGREE

BACHELOR'S DEGREE

PROFESSIONAL DEGREE OR DOCTORATE

CAREER: _____

JOB OVERVIEW

EDUCATION REQUIREMENTS

MEDIAN ANNUAL SALARY

10-YEAR EARNINGS

30-YEAR EARNINGS

NOW HIRING: STAGE 2 RECORDING SHEET

©Maneuvering the Middle LLC, 2022

✓ project rubric

A MANEUVERING THE MIDDLE® RESOURCE