

MANEUVERING THE MIDDLE


Maneuvering the Middle® empowers teachers through high-quality math resources that are both engaging and attainable for students.

THANK YOU FOR YOUR PURCHASE!

REACH OUT!



[CLICK HERE FOR A FREE RESOURCE!](#)



JOIN LIKE-MINDED EDUCATORS IN OUR MEMBERSHIP COMMUNITY:

All Access

MANEUVERING THE MIDDLE

INSTRUCTIONAL VIDEOS

+ READY TO USE MATH RESOURCES = HAPPY MATH TEACHERS

[CLICK HERE TO LEARN MORE](#)

PAGE	TOP
4	Sample Pacing Guide
5-6	Ideas for Implementation
7-15	Binder Covers, Dividers and
17-18	Scatter Plots and Association
19-20	Scatter Plots and Association
23-24	
25-26	
27	Scatter Plots and Prediction
28-30	Trend Line Equations
31	Trend Line Equations
33-34	Scatter Plots and Trend Lines
35-36	Two Variables
37-38	Two-Way Tables

SCATTER PLOTS

with two variables, or _____ data.

- Scatter plots can help determine if one variable has an effect on the other, or if there are overall trends, patterns or _____ between _____

a. How many shoppers did Zara survey?

b. Does the number of items purchased seem to have an effect on the amount of money a shopper spent? Explain.

TOTAL SPENT (\$)

NUMBER OF ITEMS

POSITIVE ASSOCIATION NEGATIVE ASSOCIATION NO ASSOCIATION

DAY	TOP
DAY 1	Scatter Plots and Association
DAY 2	Constructing Prediction
DAY 3	Scatter Plots and Prediction
DAY 4	
DAY 5	
DAY 6	Student Handout 1 Homework 1
DAY 7	Student Handout 2 Homework 2
DAY 8	Student Handout 3 Homework 3

CLIPART AND FONT ATTRIBUTION

Maneuvering the Middle® resources include clipart and fonts from the following designers.



TERMS OF USE

[CLICK HERE FOR OUR FULL TERMS OF USE](#)

Customer and Authorized Users are permitted to:

- Print and copy Resources for Customer's and its Authorized User's classroom use only;
- Authorized Users are permitted to save the Resources to both home and work computers;
- Post Resources online, provided that Resources posted online are behind a password protected site or Learning Management System ("LMS") such as Google Classroom, Canvas, Schoology, etc. Customer's students should be the only ones able to access the Resources on the LMS.

Customer and Authorized Users are prohibited from:

- Reproducing the Resources or reselling the Resources as their own, either in its original or a derivative form;
- Distributing the Resources to unauthorized users who do not maintain a license. This includes posting Resources on a shared drive, shared server, or other similar sharing platform for other teachers to access and use;
- Posting Resources on the internet for the general public;
- Using Resources for commercial gain. For example, Customer and its Authorized Users are not permitted to use Resources on commercial platforms such as Outschool or other similar platforms.

Recording Videos with Maneuvering the Middle® Materials: Any video that is recorded using the Resources must be shared by Customer using a private link, such as Zoom or Loom. If Customer or Authorized Users post a video that includes or references the Resources, on YouTube or other similar platform, Customer or Authorized User must mark the videos as "unlisted."

Maneuvering the Middle® is the sole owner and source of all Resources and intellectual property. The Resources do not violate, infringe, or misappropriate any copyright, right of privacy, right of publicity, trademark, trade name, trade secret, or other common law or statutory intellectual property or other right of any nature of any third party. Maneuvering the Middle® maintains full ownership of all intellectual property and nothing in this Agreement shall be construed as transferring any ownership of Maneuvering the Middle's Intellectual Property to Customer or Authorized Users, other than the limited license set forth herein, as part of this Agreement.

Annual Renewal. The following product(s) require a renewal for Customer to maintain license to use the resources:

- Maneuvering Math (Annual or Monthly)
- Maneuvering the Middle All Access (Annual)

Renewal Process. All subscriptions purchased from the shop at maneuveringthemiddle.com via personal credit card (not including school purchases) are set to auto renew on the timeframe the customer selects. In order for a customer to cancel their subscription, a request must be submitted to the Maneuvering the Middle® five (5) business days before the next billing cycle. Should a Customer choose to cancel, Customer no longer has license to access or use Resources.

WWW.MANEUVERINGTHEMIDDLE.COM

represent it!

math bulletin board

TABLE OF CONTENTS

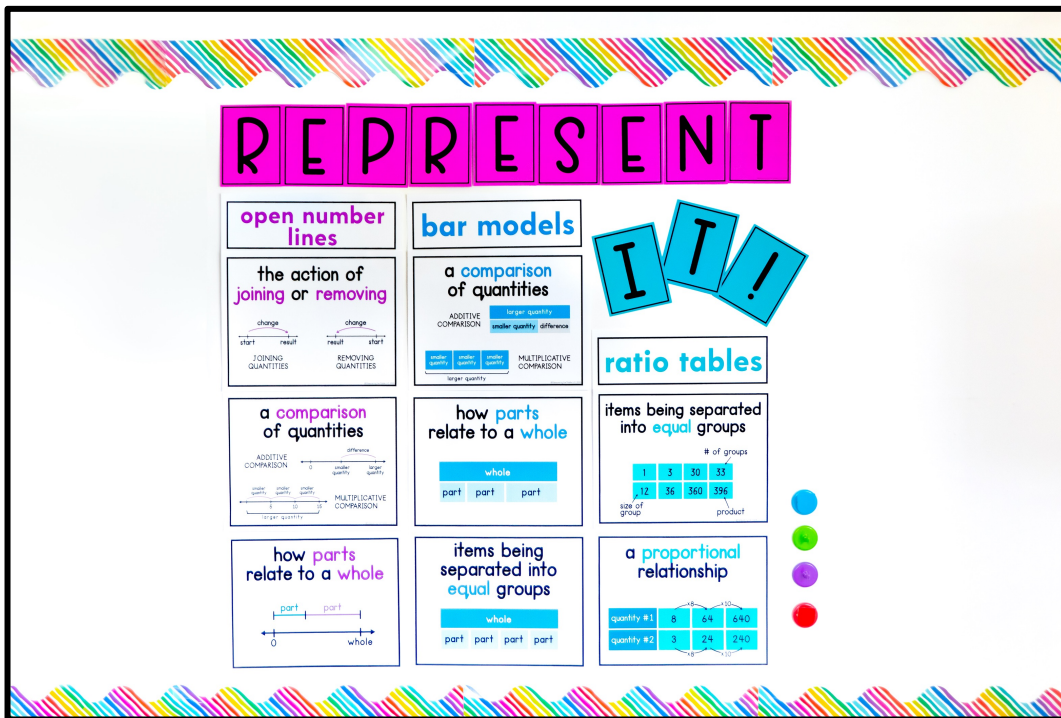
page	item
4-5	Ideas for Use
6	Printing Tips
7-9	"Represent It!" Letters (Small)
10-15	"Represent It!" Letters (Large)
16-19	Open Number Line Posters
20-23	Bar Model Posters
24-26	Ratio Table Posters
27-29	Problem Solving Question Bubbles

INSTRUCTIONS FOR USE

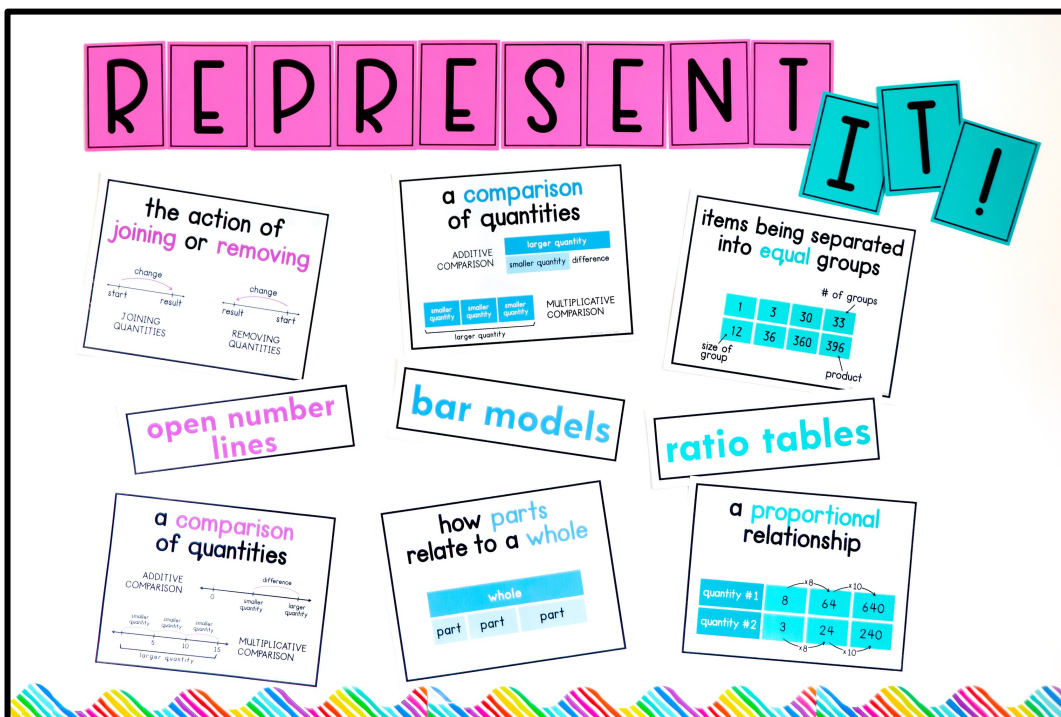
- Represent It! can be displayed as a bulletin board or arranged around the room to encourage students to create mathematical diagrams to solve word problems.
- Print the letters for "Represent It!" to be used as a title for your bulletin board or poster display.
- For each mathematical diagram, print the diagram title (i.e. "open number lines") and arrange the corresponding posters under or around the title.
- Print and hang "Problem Solving Question Bubbles" around your classroom to guide students' thinking as they solve word problems.

display ideas

Arrange posters in a table format and post "Represent It!" letters at the top of your display.



Arrange posters like a graphic organizer and post "Represent It!" letters in the center of your display. Yarn and push pins can be used to connect the diagram title to corresponding posters.



display ideas

Arrange the question bubbles near your "Represent It!" display or around your classroom to promote critical thinking!

REPRESENT IT!

open number lines

a comparison of quantities

ADDITIONAL COMPARISON

0 difference

smaller quantity larger quantity

smaller quantity smaller quantity smaller quantity

MULTIPLICATIVE COMPARISON

smaller quantity larger quantity

ratio tables

items being separated into equal groups

		# of groups	
1	3	30	33
12	36	360	396
size of group			product

bar models

items being separated into equal groups

whole

part part part part

What actions, relationship, or comparisons are being described in the problem situation?

What kind of model will be most helpful to represent this problem situation?

Does my solution make sense in the context of the situation?

What actions, relationship, or comparisons are being described in the problem situation?

What kind of model will be most helpful to represent this problem situation?

Does my solution make sense in the context of the situation?

represent it!

math bulletin board





PRINTING TIPS

This poster pack is the perfect way to decorate your classroom with some printing and bright colored card stock! Choose a favorite color cardstock for the title letters and print the remaining pages on white cardstock. Consider laminating the pages if you plan to use these year after year. Below are pictures of products you might find helpful.

You can find most of these things on our blog post, "20 Must-Have Teacher Supplies Under \$20".



1. Every printer is different, so please test print a page or two on regular copy paper before using your card stock.
2. If you have trouble printing the PDF, this [Help Center Article](#) provides steps for troubleshooting.
3. Contact us if you have any trouble: contact@maneuveringthemiddle.com







E

S

E

N



R

E

P

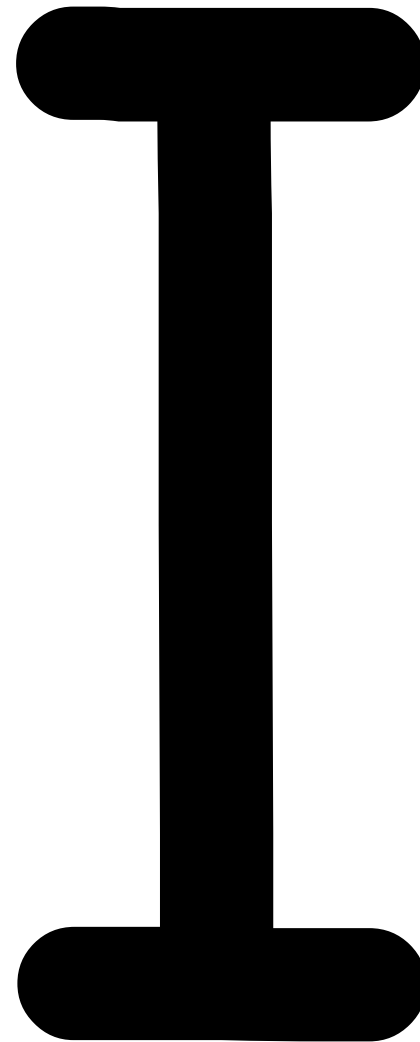
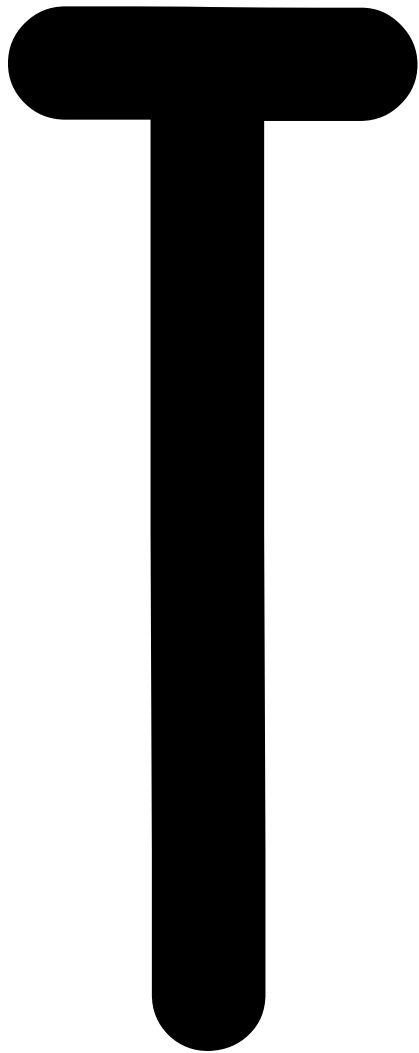
R

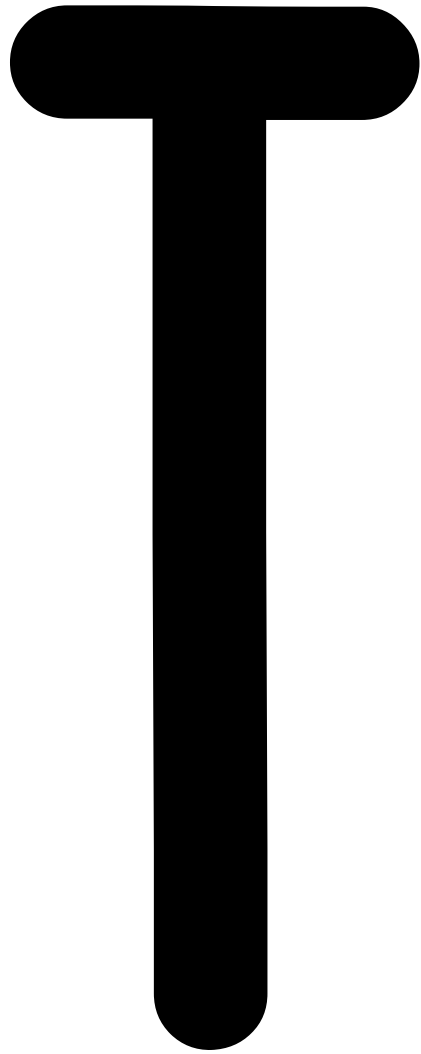
E

S

E

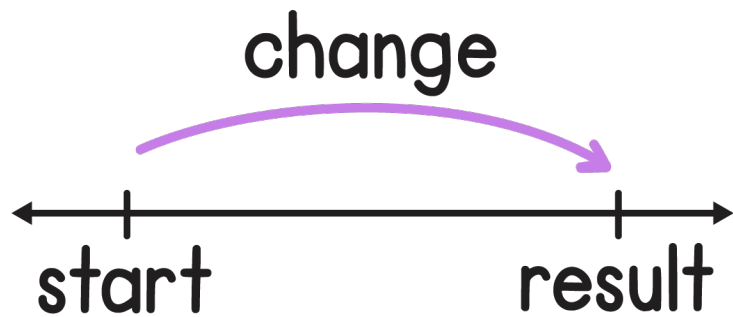
N



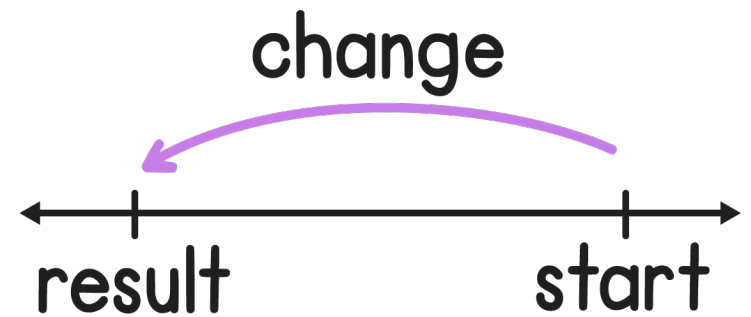
A large, bold, black uppercase letter 'T' centered within a white square frame. The letter has a thick, rounded top bar and a vertical stem that tapers slightly towards the bottom.A large, bold, black exclamation mark centered within a white square frame. It consists of a thick, rounded vertical bar and a solid black circle below it.

open number
lines

the action of joining or removing

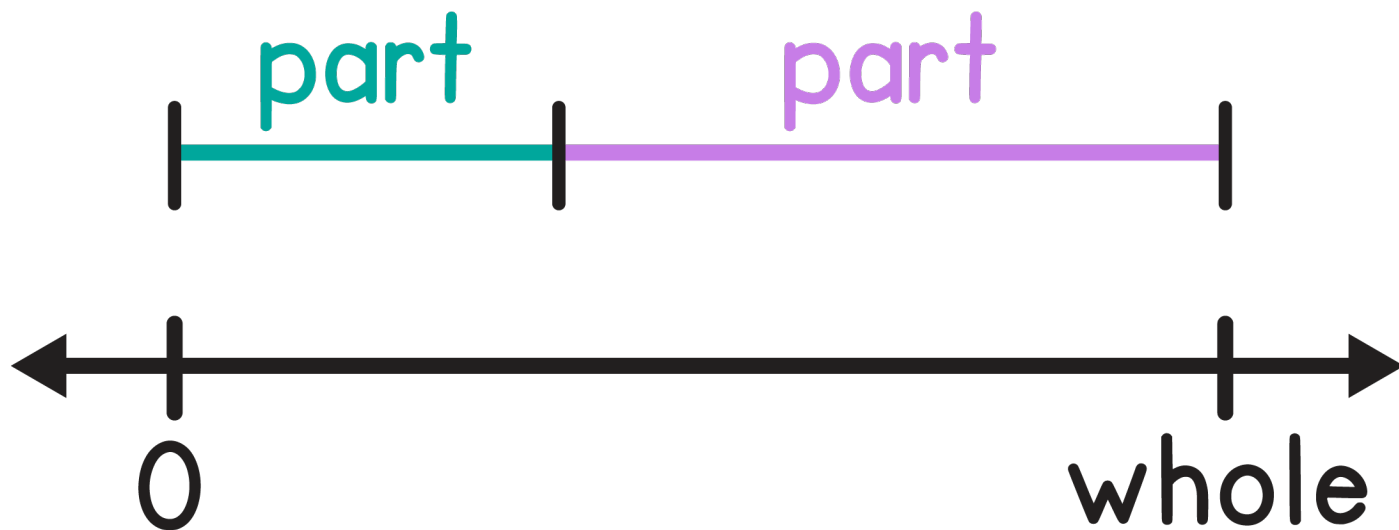


JOINING
QUANTITIES



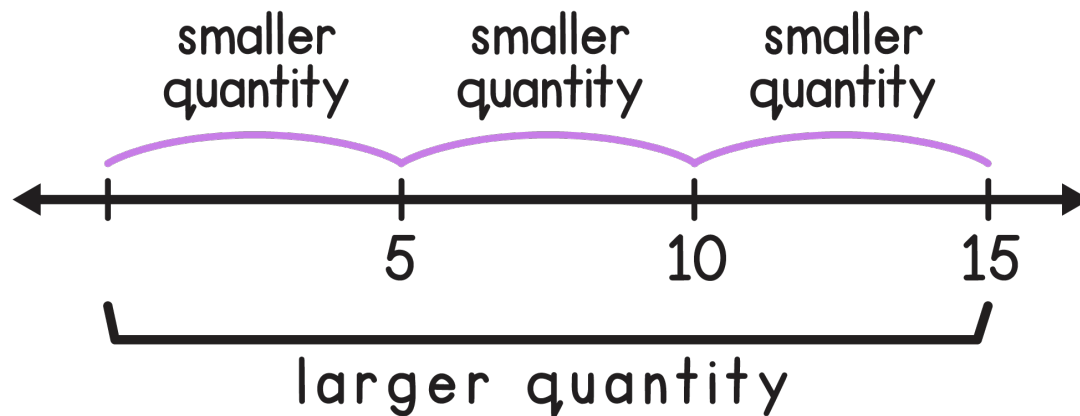
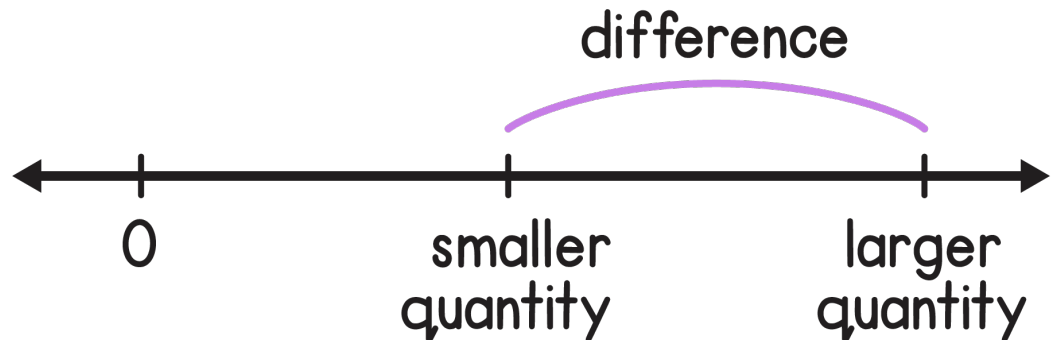
REMOVING
QUANTITIES

how parts
relate to a whole



a comparison of quantities

ADDITIVE
COMPARISON



MULTIPLICATIVE
COMPARISON

bar models

items being
separated into
equal groups

whole

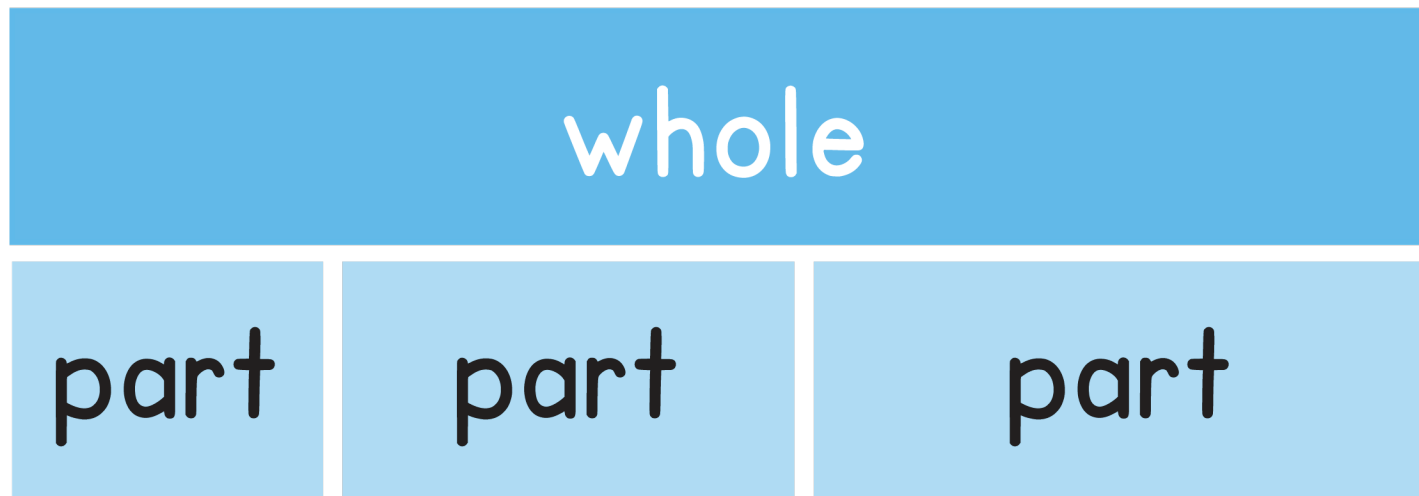
part

part

part

part

how parts
relate to a whole



a comparison of quantities

ADDITIVE
COMPARISON

larger quantity

smaller quantity

difference

smaller
quantity

smaller
quantity

smaller
quantity

MULTIPLICATIVE
COMPARISON

larger quantity

ratio tables

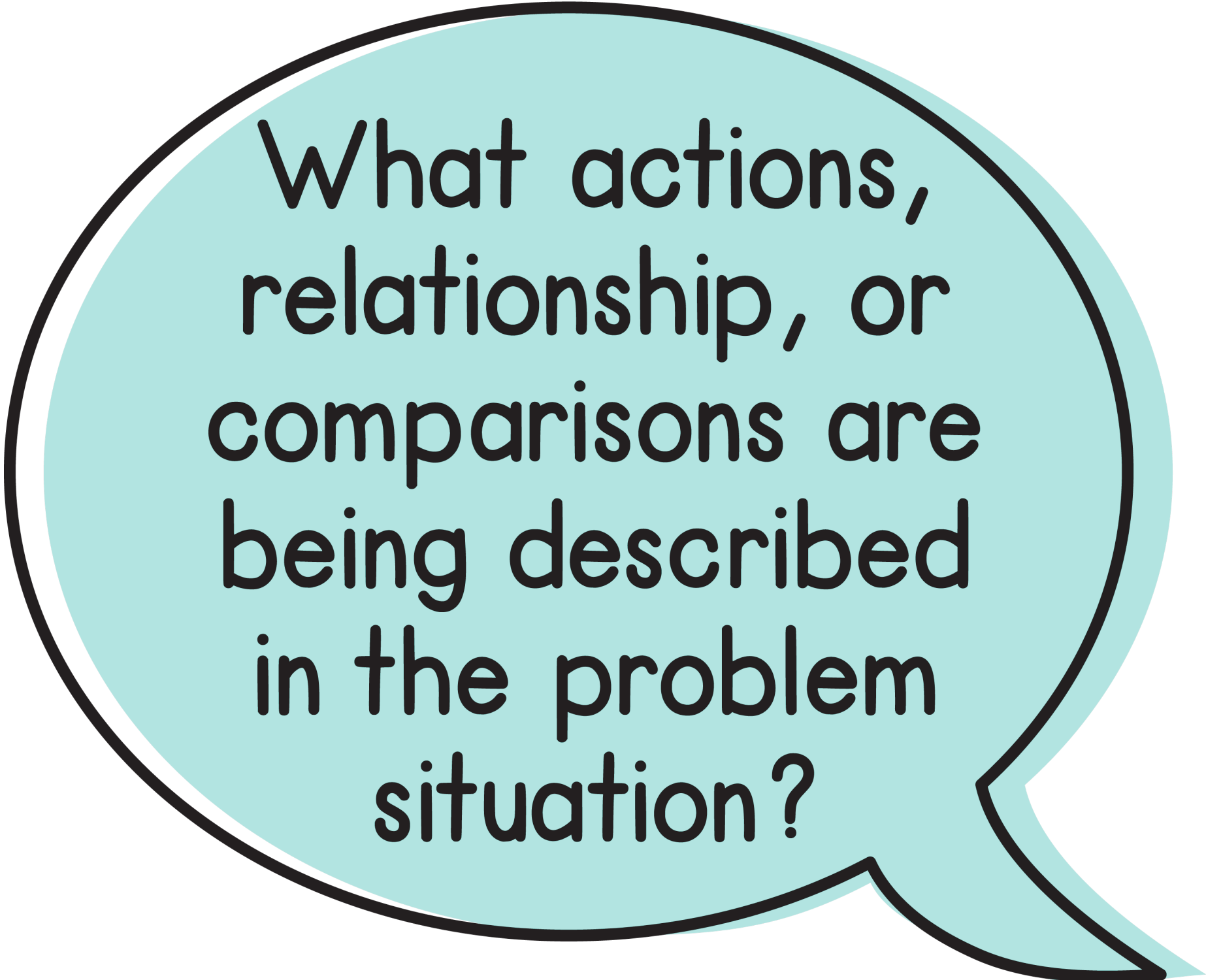
items being separated into **equal** groups

	# of groups			
	1	3	30	33
size of group	12	36	360	396
				product

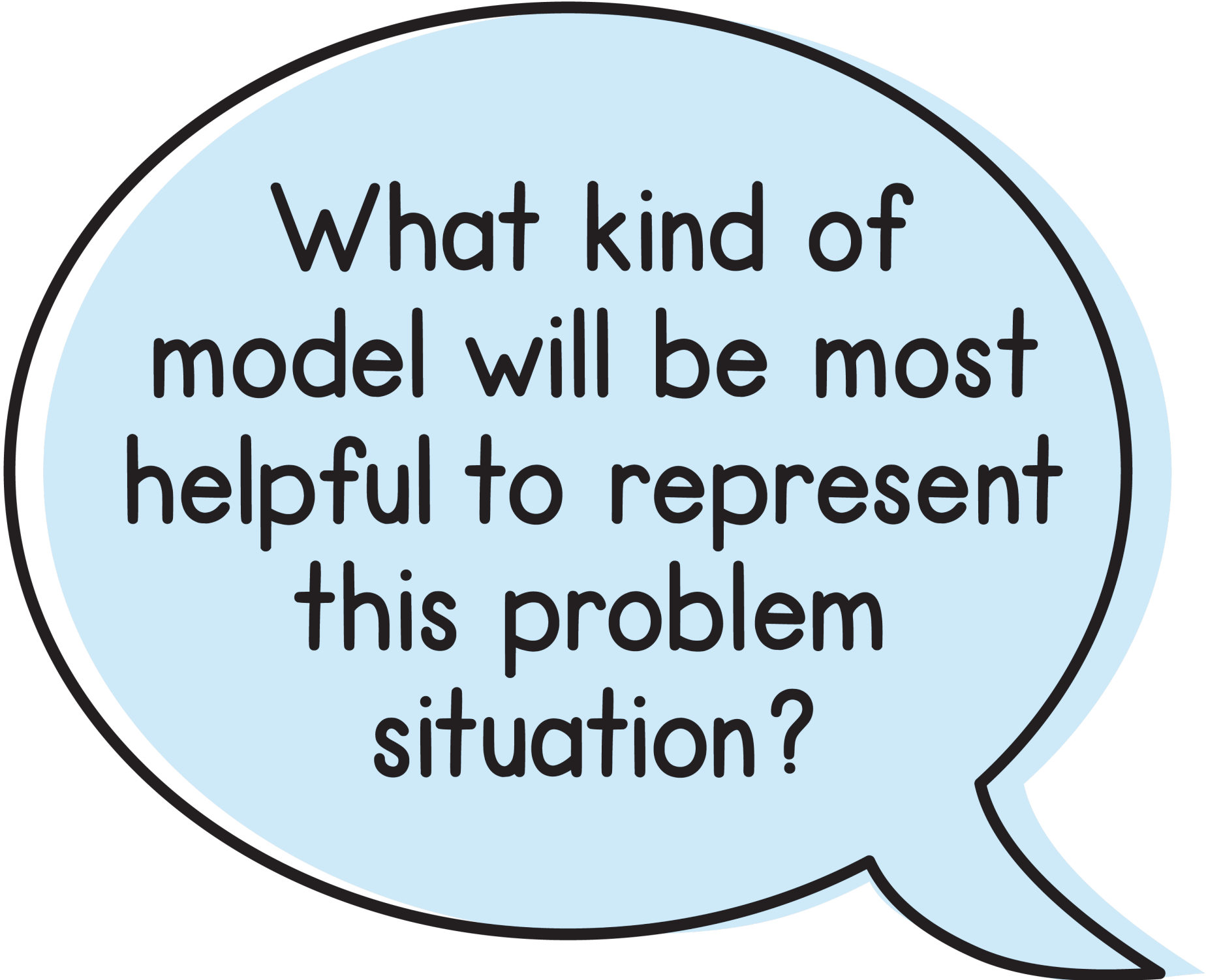
a proportional relationship

quantity #1	8	64	640
quantity #2	3	24	240

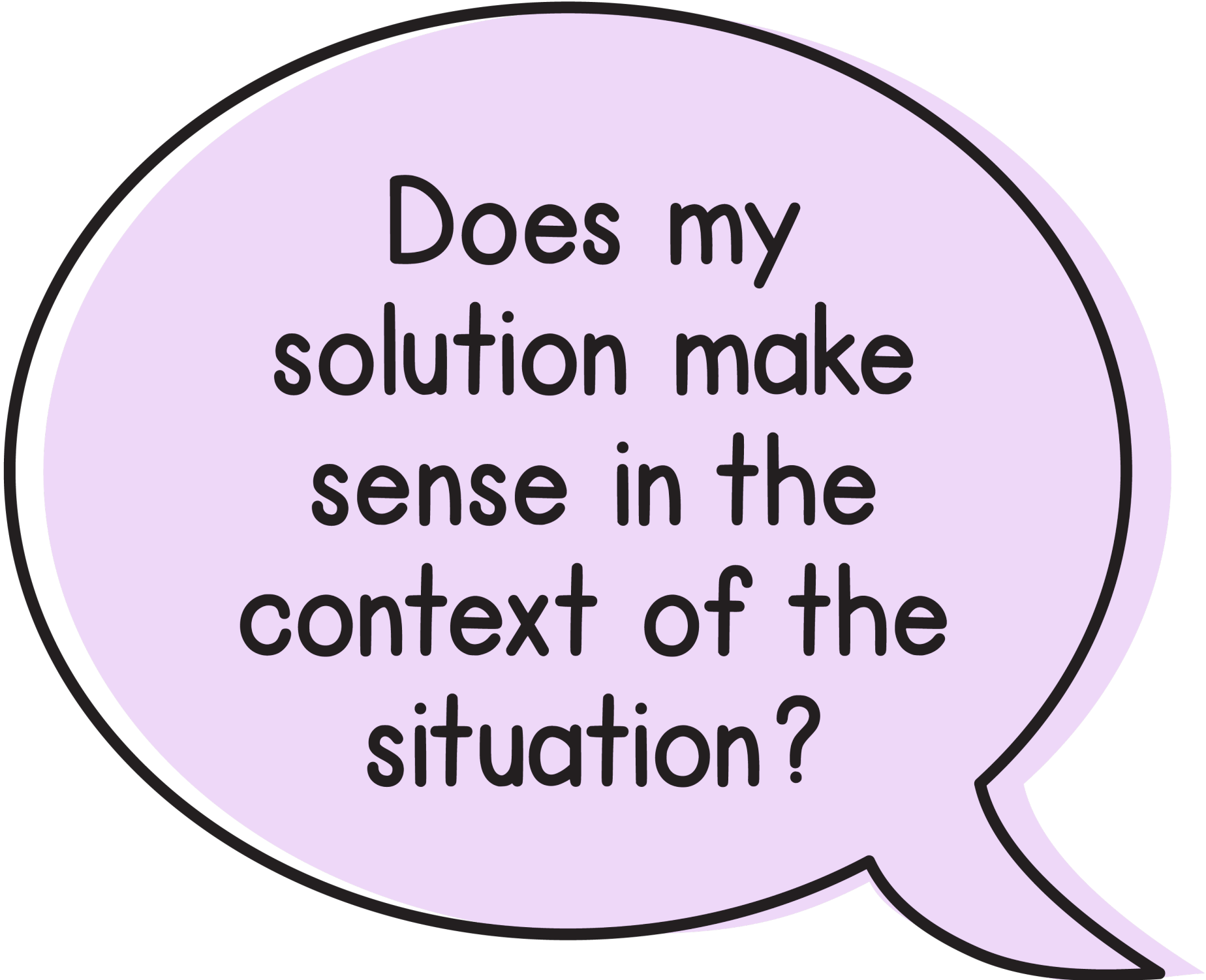
The diagram illustrates a proportional relationship between two quantities. The values for quantity #1 are 8, 64, and 640. The values for quantity #2 are 3, 24, and 240. The relationship is shown by arrows indicating multiplication factors: $\times 8$ and $\times 10$.



What actions,
relationship, or
comparisons are
being described
in the problem
situation?



What kind of model will be most helpful to represent this problem situation?



Does my
solution make
sense in the
context of the
situation?